

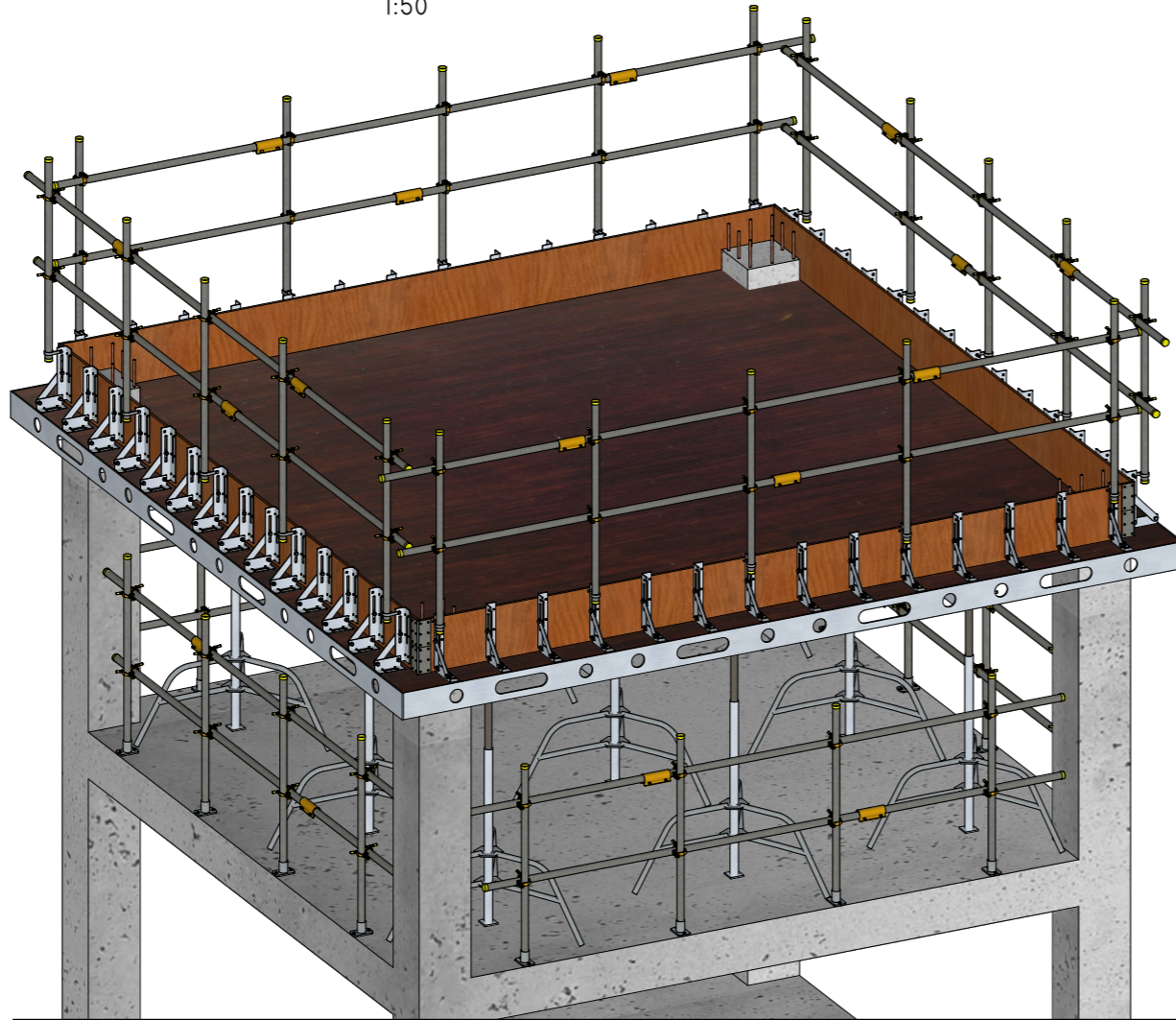
RESIDUAL RISK ASSESSMENT



WHEREVER POSSIBLE, RISK IS DESIGNED-OUT OF THIS PROJECT DURING THE DESIGN PROCESS. WHERE THIS IS NOT POSSIBLE, THE RISK WILL BE MINIMISED AND ANY RESIDUAL RISK WILL BE NOTED AND INDICATED BY THE SYMBOL.

- SPECIAL CARE IS TO BE TAKEN WHEN WORK AT HEIGHTS IS IN PROGRESS. APPROPRIATE EDGE PROTECTION IS TO BE PROVIDED. MATERIALS, FORMWORK MEMBERS OR ANY OBJECTS ARE NOT TO BE STACKED AGAINST THE EDGE PROTECTION. SITE TEAM ARE TO CONSIDER THE RISK OF FALLS FROM HEIGHT WHILST INSTALLING, DISMANTLING AND MAINTAINING THE SUPPORT SYSTEM AND EDGE PROTECTION.
- ALL LIFTING OPERATIONS ARE TO BE CONDUCTED BY COMPETENT PERSONNEL ONLY. ALL LIFTING EQUIPMENT IS TO BE INSPECTED BEFORE COMMENCING WORKS AND CLASSIFIED AS SAFE TO USE. SPECIAL CARE IS TO BE TAKEN WHEN LIFTING OPERATIONS ARE PERFORMED AND EQUIPMENT IS TO BE TRANSPORTED OVER THE WORKING AREAS. ALL GROUND PERSONNEL IS TO BE MADE AWARE THAT LIFTING OPERATIONS ARE TAKING PLACE.
- REGULAR INSPECTIONS ARE REQUIRED TO ENSURE INTEGRITY OF THE SYSTEM IS MAINTAINED. ANY DAMAGED PARTS SHOULD BE REPLACED AT THE EARLIEST OPPORTUNITY. IF HAZARD IS NOTICED IT MUST BE REPORTED TO THE SUPERVISOR IMMEDIATELY.
- FOLLOW POUR RATES INDICATED ON THE DRAWING WITH ATTENTION TO THE MAX. DESIGN PRESSURE AND THE RATE OF RISE PER HOUR.
- MAKE SURE CONCRETE STRENGTH IS SUFFICIENT TO SUPPORT ITS OWN WEIGHT BEFORE STRIKING THE FORMWORK.

ISOMETRIC
1:50



**FAST FORM BRACKET SYSTEM
400 BRACKETS - SLAB ON DECKING**

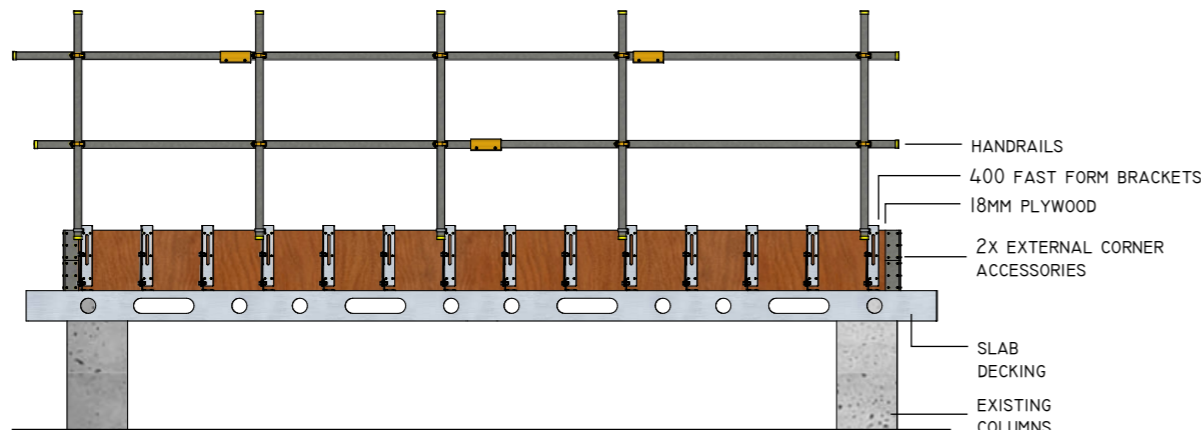
OVERVIEW
1:50



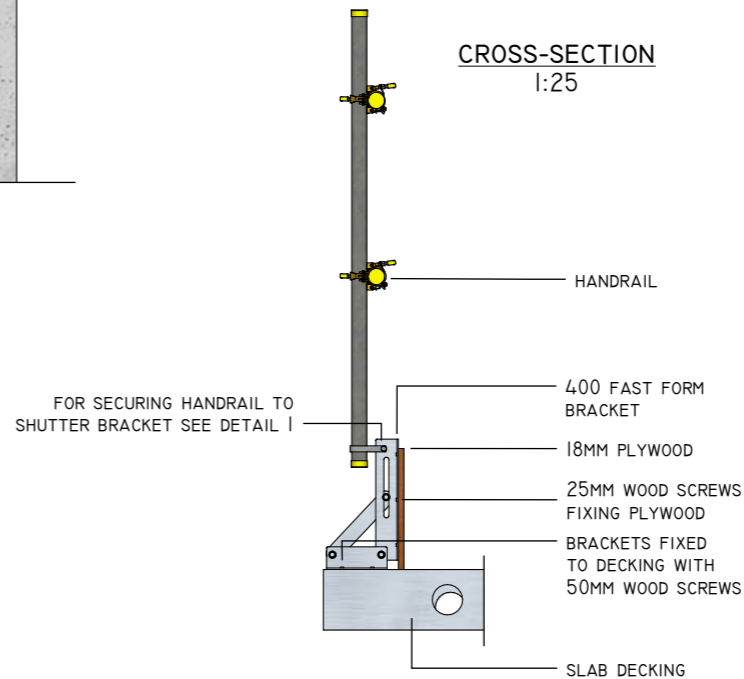
IMPORTANT:

- ALL DIMENSIONS IN MILLIMETRES UNLESS NOTED OTHERWISE.
- PLYWOOD TO BE MIN. 18MM EXTERIOR STRUCTURAL GRADE.
- POSITION THE PLYWOOD JOINTS TO FALL ON CENTRE OF THE BRACKETS.
- BRACKETS TO BE AT MAX. 400MM CENTRES.
- CORNER ACCESSORIES TO BE FIXED TO PLYWOOD WITH 25MM WOOD SCREWS USING ALL AVAILABLE HOLES!
- PLYWOOD TO BE FIXED TO THE BRACKETS FROM THE BACK WITH 25MM WOOD SCREWS.
- BRACKETS TO BE FIXED TO DECKING WITH 50MM WOOD SCREWS USING ALL AVAILABLE HOLES!
- APPLY CONCRETE RELEASE AGENT / MOULD OIL TO FACE OF PLYWOOD PRIOR TO POURING CONCRETE.
- DECKING SYSTEM DESIGN SHOWN IS ONLY AN EXAMPLE AND IS NOT A PART OF FAST FORM SYSTEM !!!

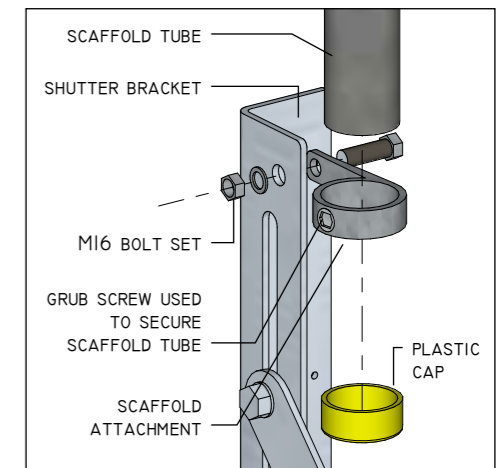
SIDE VIEW
1:50



CROSS-SECTION
1:25



DETAIL I



IMPORTANT:

CONSULT YOUR TEMPORARY WORKS DEPARTMENT BEFORE USING THIS DESIGN FOR CONSTRUCTION.



IMPORTANT:

TIGHTEN ALL TENSILE BOLTS WITH AN 18V IMPACT WRENCH !!!
TIGHTEN ALL CONCRETE BOLTS WITH A 110V IMPACT WRENCH !!!



IMPORTANT:

CUSTOMER IS TO ENSURE THAT DURING POUR OPERATIONS CONCRETE IS PLACED IN AN EVEN MANNER PREVENTING THE IMBALANCE OF ANY FORCES. CONCRETE PLACEMENT IS TO BE CONTROLLED TO AVOID ADVERSE FORCES FROM HEAVING, SURGE AND IMPACT.

REVISION	DATE	DESCRIPTION	SIGNED
0	4/06/15	ORIGINAL VERSION	K.P.
C	4/06/18	ANNUAL REVISION	T.F.



www.fastformsystems.com

info@fastformsystems.com

Tel South: 00 44 (0) 0203 507 1832 / 507 1833 / 507 1834

Tel North: 00 44 (0) 1472 488230 / 488660 / 485640



Head Office:
Unit 1
Omega Business Park
Estate Road 6
Grimsby
N.E.Lincs
DN31 2TG

LEGAL NOTICE:

Fast Form™ is the Trade Mark of Fast-Form Systems Ltd and all designs are copyright and intellectual property of Fast-Form Systems Ltd and may not be reproduced or used without permission. Fast Form™ is covered by the following Patents: granted GB2508263 / GB2533172 Patents Pending GB 1616005.3 / GB 1506126.0 / US-2016-0194887 / PCT W02016 / 110663 / EP 14780541.0 / PCT GB2014 / 052586. Copyright or Trade Mark infringements will be prosecuted, if you see any similar bracket in operation without our name on it please send us an email to info@fastformsystems.com we offer a reward for all successful prosecutions.

Drawn by: Karol Podsiadlo **Date:** 4/06/15 **Rev:** C **Size:** A3

Designed by: K. Podsiadlo **Drawing no:** FFS-BS400DCK

Project: Fast Form Bracket System

Drawing title: 400 Brackets - Slab on Decking