

# 1.9M FAST FORM WALL SYSTEM SIDE VIEW WITH CORNER SHOWN

**RESIDUAL RISK ASSESSMENT**

WHEREVER POSSIBLE, RISK IS DESIGNED-OUT OF THIS PROJECT DURING THE DESIGN PROCESS. WHERE THIS IS NOT POSSIBLE, THE RISK WILL BE MINIMISED AND ANY RESIDUAL RISK WILL BE NOTED AND INDICATED BY THE SYMBOL.

- SPECIAL CARE IS TO BE TAKEN WHEN WORK AT HEIGHTS IS IN PROGRESS. APPROPRIATE EDGE PROTECTION IS TO BE PROVIDED. MATERIALS, FORMWORK MEMBERS OR ANY OBJECTS ARE NOT TO BE STACKED AGAINST THE EDGE PROTECTION. SITE TEAM ARE TO CONSIDER THE RISK OF FALLS FROM HEIGHT WHILST INSTALLING, DISMANTLING AND MAINTAINING THE SUPPORT SYSTEM AND EDGE PROTECTION.
- ALL LIFTING OPERATIONS ARE TO BE CONDUCTED BY COMPETENT PERSONNEL ONLY. ALL LIFTING EQUIPMENT IS TO BE INSPECTED BEFORE COMMENCING WORKS AND CLASSIFIED AS SAFE TO USE. SPECIAL CARE IS TO BE TAKEN WHEN LIFTING OPERATIONS ARE PERFORMED AND EQUIPMENT IS TO BE TRANSPORTED OVER THE WORKING AREAS. ALL GROUND PERSONNEL IS TO BE MADE AWARE THAT LIFTING OPERATIONS ARE TAKING PLACE.
- REGULAR INSPECTIONS ARE REQUIRED TO ENSURE INTEGRITY OF THE SYSTEM IS MAINTAINED. ANY DAMAGED PARTS SHOULD BE REPLACED AT THE EARLIEST OPPORTUNITY. IF HAZARD IS NOTICED IT MUST BE REPORTED TO THE SUPERVISOR IMMEDIATELY.
- FOLLOW POUR RATES INDICATED ON THE DRAWING WITH ATTENTION TO THE MAX. DESIGN PRESSURE AND THE RATE OF RISE PER HOUR.
- MAKE SURE CONCRETE STRENGTH IS SUFFICIENT TO SUPPORT ITS OWN WEIGHT BEFORE STRIKING THE FORMWORK.

**IMPORTANT:**

MAX. CONCRETE PRESSURE 45 kN/M  
MAX. RATE OF POUR 1 M/H

**IMPORTANT:**

CUSTOMER IS TO ENSURE THAT DURING POUR OPERATIONS CONCRETE IS PLACED IN AN EVEN MANNER PREVENTING THE IMBALANCE OF ANY FORCES. CONCRETE PLACEMENT IS TO BE CONTROLLED TO AVOID ADVERSE FORCES FROM HEAVING, SURGE AND IMPACT.

**IMPORTANT NOTES:**

ALL DIMENSIONS IN MILLIMETRES UNLESS NOTED OTHERWISE.

PLYWOOD VERTICAL JOINTS TO FALL AT THE CENTRE OF UPRIGHTS.

PLYWOOD HORIZONTAL JOINTS TO FALL AT THE CENTRE OF HORIZONTAL JOINING MEMBERS. IF THE JOINT FALLS IN BETWEEN OF BRACES, ADD AN ADDITIONAL MEMBER.

3 TIE BARS THROUGH EACH UPRIGHT AS STANDARD.

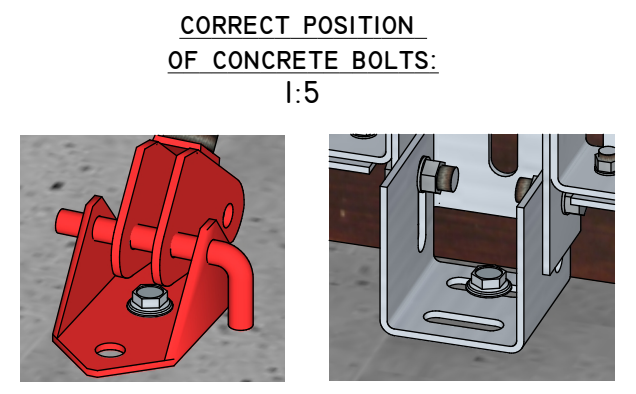
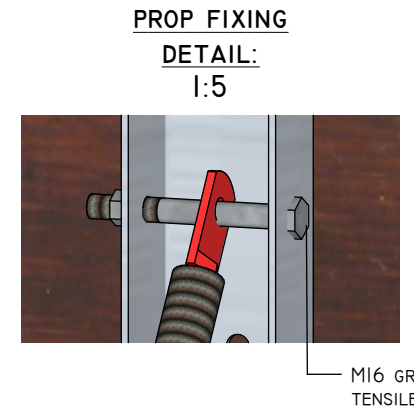
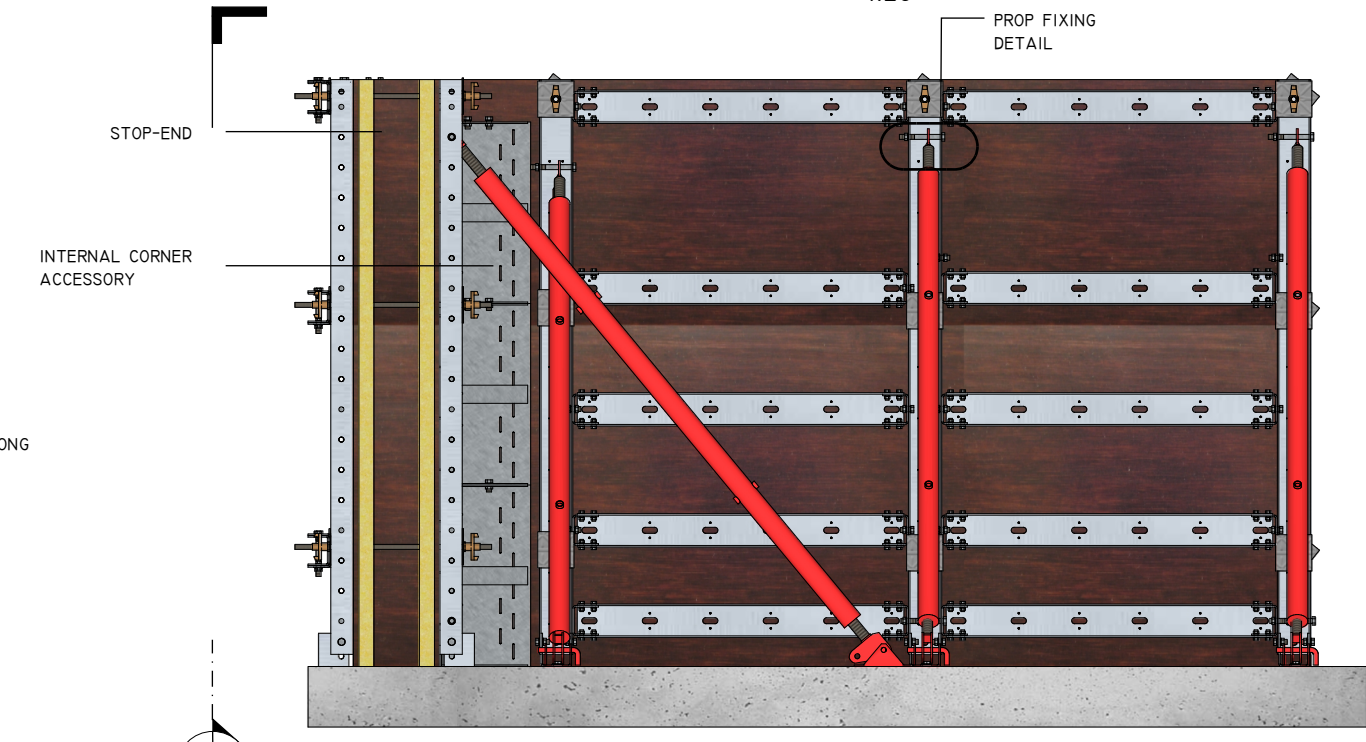
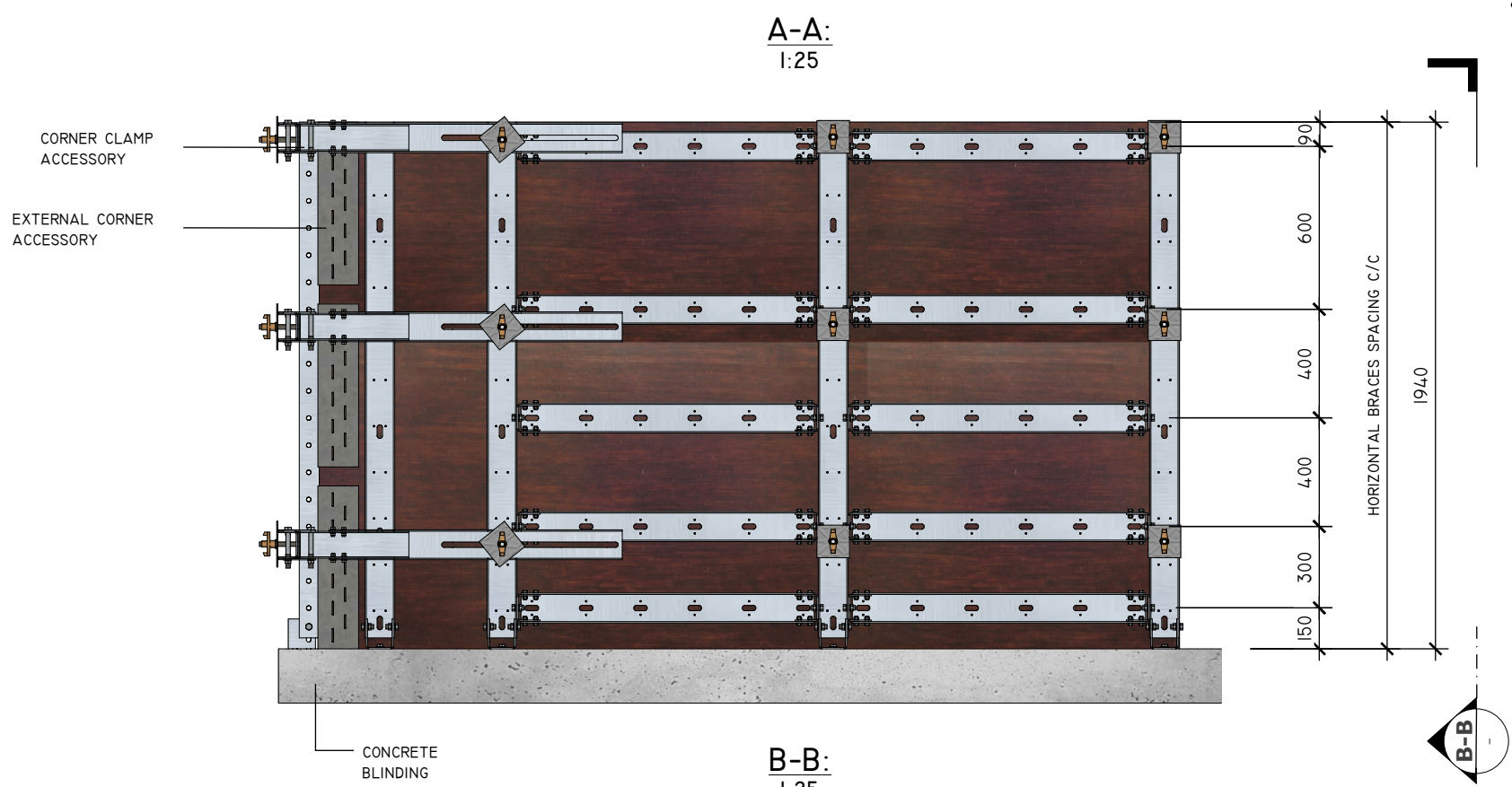
CORNER BRACE ACCESSORIES TO BE FIXED INDEPENDENTLY USING WALER TIE ACCESSORIES.

TIE BARS CAN BE POSITIONED THROUGH HORIZONTAL JOINING MEMBERS IF OPPOSITE UPRIGHT'S HOLES DO NOT ALIGN.

MINIMUM CLASS 8.8, M16 TENSILE BOLTS TO BE USED FOR FIXING THE WALL SYSTEM MEMBERS TOGETHER.

FOR DETAILS ON CORNER SET-UP, PLEASE REFER TO DRAWING NO FFS-WSTC.

ALL TIMBER MEMBERS SHOWN TO BE PROVIDED BY CLIENT.




**IMPORTANT:**

CONSULT YOUR TEMPORARY WORKS DEPARTMENT BEFORE USING THIS DESIGN FOR CONSTRUCTION.

**IMPORTANT:**

ALL CONCRETE HOLDING DOWN BOLTS TO BE INSTALLED ACCORDING TO THE MANUFACTURER TECHNICAL APPROVAL AND INSTALLATION GUIDES AND INTO STRUCTURALLY SOUND CONCRETE TO ENSURE A SECURE FIXING.

REVISION	DATE	DESCRIPTION	SIGNED
0	4/06/15	ORIGINAL VERSION	K.P.
A	4/06/16	ANNUAL REVISION	K.P.



[www.fastformsystems.com](http://www.fastformsystems.com)  
[info@fastformsystems.com](mailto:info@fastformsystems.com)  
 Tel South: 00 44 (0) 0203 507 1832 / 507 1833 / 507 1834  
 Tel North: 00 44 (0) 1472 488230 / 488660 / 485640



Head Office:  
 Unit 1  
 Omega Business Park  
 Estate Road 6  
 Grimsby  
 N.E.Lincs  
 DN31 2TG

**LEGAL NOTICE:**

Fast Form™ is the Trade Mark of Fast-Form Systems Ltd and all designs are copyright and intellectual property of Fast-Form Systems Ltd and may not be reproduced or used without permission. Fast Form™ is covered by the following Patents: granted GB2508263 / GB2533172 Patents Pending GB 1616005.3 / GB 1506126.0 / US-2016-0194887 / PCT W02016 / 110663 / EP 14780541.0 / PCT GB2014 / 052586. Copyright or Trade Mark infringements will be prosecuted. If you see any similar bracket in operation without our name on it please send us an email to [info@fastformsystems.com](mailto:info@fastformsystems.com) we offer a reward for all successful prosecutions.

<b>Drawn By:</b> Karol Podsiadlo	<b>Date:</b> 04/06/15	<b>Rev:</b> A
<b>Designed by:</b> Karol Podsiadlo	<b>Drawing no:</b> FFS-19WS2	
<b>Project:</b> 1.9m Fast Form Wall System		
<b>Drawing title:</b> Side View With Corner Shown		